

Judging System

Handbook for Technical Panels

Ice Dance

08/2022

How to call – How to review – How to handle mistakes	3
How to call – How to review – How to handle mistakes	3
Basic principles of calling (Junior, Senior, Novice)	8
Questions and answers (clarifications and application cases)	8
Pattern Dance Elements	9
Questions and answers (clarifications)	9
Dance Spins	13
Definitions	13
Questions and answers (clarifications and applications cases)	13
Dance Lifts	18
Additional definitions, specifications to definitions and notes	18
Questions and answers (clarifications)	19
Sets of Twizzles	27
Additional principles of calling, definitions, specifications to definitions and notes	27
Questions and answers (clarifications and application cases)	28
Step Sequences	37
Additional definitions, specifications to definitions and notes	37
Questions and answers (clarifications and application cases)	38
Choreographic Elements	42
Definition of choreographic elements	42
Questions and answers (clarifications and application cases)	42
Illegal Elements/Movements and Falls	46
Definitions	46
Questions and answers (clarifications and application cases)	47
Drawings and Pattern Dances	51
Drawings	51
Description, chart and diagram of Argentine Tango	53
Deductions – who is responsible	56
Updates for season 2022/23	56

Communications referenced within this Handbook include:

- Communication no. 2463 Novice Competitions (ID Basic Novice, ID Intermediate Novice, ID Advanced Novice) Season 2022/23
- Communication no. 2468 Ice Dance Requirements for Technical Rules season 2022/23
- Communication no. 2484 Ice Dance Requirements with Ongoing Validity season 2022/23

Category **Ice Dance**

:

Subject: **How to call – How to review – How to handle mistakes**

HOW TO CALL - General

NEW

TS1 – what we used to refer as the Technical Specialist

TS2 – what we used to refer as the Assistant Technical Specialist

When receiving assignments, you will be told which seat, TS1 or TS2, you will be.

SUMMARY:

TS1 calls Woman

TS2 calls Man

Twizzles

One Foot Turns Sequence

All Step Sequences (except PSt for season 2022/23)

Pattern Dance Elements (Argentine Tango, Jr)

SUMMARY:

TS1 calls Level

Dance Spins

Lifts

PSt for season 2022-23

Choreo Elements

For ALL Required Elements:

- If any member of the Technical Panel sees a reason to review an element, they say **“REVIEW”**
- The TS2 and TC must keep track of the Reviews
- TS1 must also write down ALL steps during any Step Sequences/OFT performed by the Woman
- TS2 must also write down ALL steps during any Step Sequences/OFT performed by the Man
- BOTH TS2 and the TC write down what was called (Required Element and Level) during the program.
- BOTH TS2 and TC must keep track of the Reviews and FALLS

BEFORE the Elements are authorized, The TC will verify with the panel the Elements and Levels are correct. If Both the TS1 and TS2 agree, the TC states “Elements Authorized”.

- Any requested feedback by a coach/skater can be provided. All information related to the final levels which were called is given to the TC to provide feedback when requested.
- Since the TC is the spokesperson for the panel, the TC shall provide this information.

Category **Ice Dance**

:

Subject: **How to call – How to review – How to handle mistakes**

HOW TO CALL - Pattern Dance Elements

- Key Point for man or woman performed separately: called by the Technical Specialist 1.
- When two Key Points are performed simultaneously by man and woman:
 - Key Point for woman called by the Technical Specialist 1.
 - Key Point for man called by the Technical Specialist 2.
- When one Key Point includes both man and woman:
 - called by the Technical Specialist 1

For season 2022/23, the Key Point for man performed jointly with a Key Point for woman and called by the Technical Specialist 2 is:

1AT – Key points 2 & 4

2AT – Key points 2 & 4

HOW TO CALL - PSt:

- TS1 calls the level for the PST.
- Both the TS1 and TS2 must write down ALL steps.
- If the TS2 or TC see a **lower or higher** level than what was called by the TS1, the TS2 or TC will call “review.”

HOW TO CALL - Choreographic Elements:

For Choreo elements, they are identified by the TS1 as:

- Identified - if the minimum requirements are fulfilled
- Confirmed - if all requirements are fulfilled
- Ignored (not identified) if the basic requirements are not fulfilled.

Category **Ice Dance**

:

Subject: **How to call – How to review – How to handle mistakes**

HOW TO CALL - Falls

For any FALLS (by either partner, inside an element or anywhere in the program), there must always be a **“REVIEW”** called.

For Lifts, Spins, Choreo Elements, PDE and PSt (for season 2022/23)

- TS1 calls all Fall(s) and must say “Fall by one (or two) in Element” and “Review”

For Elements with separate Levels for the Woman and Man - Twizzles, One Foot Turns and Step Sequence Style B

- TS1 calls a Fall for the Woman and must say “Fall in by one in Element” and “Review”
- TS2 calls a Fall for the Man and must say “Fall in by one in Element” and “Review”

Category **Ice Dance**

:

Subject: **How to call – How to review – How to handle mistakes**

HOW TO REVIEW

General:

- After each performance, the Data Operator informs the panel about the executed elements and the number of reviews, e.g. “8 elements performed, 3 reviews are called.”
- The DO calls the first element for review
- Elements are reviewed in the order they were performed.
- TC first states what element is being reviewed, the level and asks the person who called the review for the reason.
- **Note: Before the DO opens each element for review**, the message must be given, what to review and in which speed, e.g., “Element # 2, to review the man’s second Tw, normal speed.” The DO will not play the clip until told to do so by the TC

How to guide the discussion of an element amongst the panel:

- TC guides all discussions with the Technical Specialists, including final decision based on the majority vote among the three members of the TP

How to handle the decisions on deductions:

- TC confirms all deductions (TC obligation) based on discussion and decision of the entire Technical Panel.

Procedure during the read back by the DO:

- While the Data Operator is reading back the list of elements, the TC, TS2 & Replay Operator ALL review data input and verify the elements are stated correctly.
- If an element must be re-entered completely due to a change in level, the TC must restate ALL of the element based on what has been discussed and changed.
- Before authorization...the TC asks the panel if there is anything additional to be discussed or reviewed.
- If TC (and TS 1 & TS2) agree to the correct input of all of the elements, the elements are then **authorized**.

Category **Ice Dance**

:

Subject: **How to call – How to review – How to handle mistakes**

How to handle Mistakes:

- Unless it is a numerical/calculation error, **NO** changes can be made once the results have been announced for each team.
- Prior to the announcement of the score, the Tech Panel may continue to review and/or change the element.
- If it was already authorized and the scores have NOT been announced, the TC will alert the Referee immediately to stop the announcement of the score so an error can be corrected.
- It is **NOT** possible to change any elements or levels once the score has been announced.
- If the Referee notices an element is missing, they may come to the Technical Controller to **request them to check again**.

How to handle requests, protests, media

- TC speaks on behalf of the TP (excluding protests)

How to handle questions not covered in the Communications and Handbook

- As a general note, it is best to use common sense when encountering a scenario not covered within the Communications or Handbooks (when determining an element, level, etc.). The TC and Referee should note these situations in their reports for the IDTC.

Category **Ice Dance**

:

Subject: **Basic Principles of Calling**

Questions (clarifications)	Answers	Comments
For Basic Novice, Intermediate Novice and Advanced Novice if a couple performs a Required Element with features for Level 4 but there is also an error resulting in a reduction of the level, how will the Technical Panel evaluate this Element?	For Basic Novice, Intermediate Novice and Advanced Novice the call is based on the maximum level the couple may receive for an element (Basic Novice Level 1, Intermediate Novice Level 2, Advanced Novice Level 3) and then the reduction for an error is applied. The couple may choose to execute more features than what is required but the Technical Panel ignores them.	Example: A couple in Intermediate Novice perform all features for Level 3 <u>Dance Spin</u> but there is a brief touch down of the Man's foot. The reduction of level is applied to Level 2 (maximum for Intermediate Novice) versus Level 3. The <u>Dance Spin</u> would be called Level 1 Couples are encouraged to perform what is required for the maximum level possible, focusing on the quality of execution and musicality of the element and not just the difficulty.
What happens if an element is started after the music has stopped?	If the element is started before the required duration of the program (plus the 10 seconds allowed), the Technical Panel will call it. If the element is started after the required duration of the program (plus 10 seconds allowed), the Technical Panel will ignore it.	
What happens if a Dance Spin and a Dance Lift are performed as a combination?	The Technical Panel will identify the Dance Spin until the lifted partner is elevated <u>into the Dance Lift for at least 3 seconds or at least for 2 rotations</u> and will identify the Dance Lift from that moment.	The same principle applies if the Dance Lift is concluded by the Dance Spin.
For Lift or Dance Spin, what is the call when a <u>Level is achieved, then a fall occurs, followed by the team finishing the rest of the element to fill time?</u>	The Level is determined based on what was performed before the fall. <u>Anything performed after the fall to fill time is not considered as an additional element. The Fall symbol is attached to the element.</u>	<u>If the fall occurs prior to a Level being achieved and the Element is attempted again, anything prior to the fall is ignored. The Fall symbol is not attached to the element.</u>

Category **Ice Dance**

:

Subject: **Pattern Dance Elements**

Questions (clarifications)	Answers	Comments
How should the calling of Key Points be organized amongst the <u>Technical Specialists</u> ?	<ul style="list-style-type: none">▪ Key Point for Man or Woman performed separately: Key Points for Woman called by the <u>Technical Specialist1</u>. Key Points for Man called by the <u>Technical Specialist2</u>.▪ Key Points for Man or Woman performed simultaneously: Key Point for Woman called by the <u>Technical Specialist1</u>. Key Point for Man called by the <u>Technical Specialist2</u>.▪ Key Point for both Man and Woman: called by the <u>Technical Specialist1</u>. The Technical Panel may be organized so the <u>Technical Specialist2</u> has the duty to double check one of the partners and the Technical Controller has the duty to double check the other partner.	<p>For season 2022/23, the Key Points called by the <u>Technical Specialist1</u> are:</p> <p><u>Junior:</u></p> <ul style="list-style-type: none">▪ <u>1AT-, KP1 and KP3</u>▪ <u>2AT-, KP1 and KP3</u>
What does “correct Edge” mean as a Key Point Feature?	It means that the Edge is clean for the whole duration of the Step.	
The definition of an Edge is “the visible tracing of a skate on one foot that is on one curve”. If a Key Point Feature reads “correct Edge” on a short Step, what happens if the curve is not clearly visible?	On a short Step, the curve produced on the ice may be hardly visible. As long as the skating foot leans on the correct side, with no obvious forced tracing, from the beginning to the end of the Step, the Technical Panel will assume that a distinct curve is produced.	
The definition of “Closed Mohawk/Choctaw” reads that “the free foot is placed on the ice behind the heel of the skating foot”. How strict does the Technical Panel have to be on this requirement?	The Technical Panel can consider this requirement is met if the foot is placed on the ice anywhere between the instep and the toe. The feet do not have to be touching, but should be as close as possible.	

Category **Ice Dance**

:

Subject: **Pattern Dance Elements**

What does “correct Turn” mean as a Key Point Feature?	It means that the Turn has a correct foot placement, clean edge in and out of the Turn (but the edge does not necessarily have to be held for the whole duration of the Step), and is not jumped or scraped. For Twizzles, they must have the required number of rotations traveling on one foot and must not be performed as checked Three Turns or Pirouettes.	
The definition of “Open Mohawk/Choctaw” reads that “the free foot is placed on the ice at the inner side of the skating foot”. How strict does the Technical Panel have to be on this requirement?	The Technical Panel can consider this requirement is met if the foot is placed on the ice anywhere between the instep and the heel. The feet do not have to be touching, but should be as close as possible.	<u>For season 2022/23, an example of Key Point including the Open Choctaw is including Open Choctaw:</u> <u>2AT, Key Point 2, Key Point Feature 2.</u>
When the order of the two Pattern Dance Elements is specified, what happens if a couple performs them in a different order than the specified one?	The Technical Panel will call the Pattern Dance Element performed first with its name and as No Level and will call the Pattern Dance Element performed second with its name and its Level.	
In definition of Turns, the expression “free foot is brought to” and “free foot is placed” are used. What is the difference?	“Free foot is brought to” refers to the position of the free foot while off the ice. “Free foot is placed” refers to the position of the free foot when it touches the ice and becomes the skating foot.	
In a Key Point, there is a short edge before a Step of the Key Point but this short edge is not included in the Key Point. What happens if this short edge is performed as a push while the skating foot performs the Step of the Key Point without separation from the preceding edge.	The Technical Panel should not pay attention to this short edge but focus on checking if the Step of the Key Point is performed as a separate edge. If this is not the case, then the Technical Panel will not give credit to the Key Point.	

Category **Ice Dance**

:

Subject: **Pattern Dance Elements**

<p>A Key Point includes one Step which is divided into several parts with a specific number of beats for each part (for example: One Foot Turn, Change of Edge). The Key Point is performed with all Key Point Features met and the Step is held for the total required number of beats. How will the Technical Panel call the Key Point?</p>	<ul style="list-style-type: none"> ▪ “Yes” if all parts forming the Step are held for the required number of beats also. ▪ “Timing” if one or several parts forming the Step are held shorter or longer than required. 	
<p>In a Key Point, what happens if on a Step (or part of a Step) required to be on an outside edge one or both partners change to an inside edge before the end of the Step (or part of the Step)?</p>	<ul style="list-style-type: none"> ▪ If the change of edge is performed before the end of the Step (or part of the Step) to facilitate the push to the next Step, it does not prevent the Technical Panel from giving credit for Key Point Feature “correct Edges”. ▪ If the change of edge is performed for other reasons for more than the last half beat (for Senior, Junior) or more than the last beat (for Novice) before the end of the Step (or part of the Step), the Technical Panel will not give credit for Key Point Feature “correct Edges”. 	<p><u>For the season 2022/23 a change of edge within the last half beat of the step is permitted to prepare for the push/transition to the next step in Examples in Key Points: 1AT - Key Point 3 & 4, 2AT - Key Point 4</u></p>
<p>In a Key Point, what happens if a couple introduces a creative free leg movement?</p>	<p>If one of the Steps of the Key Point includes a required foot placement/movement specified as a Key Point Feature and the creative free leg movement results in the required foot placement/movement not being met, the Technical Panel will not give credit to the Key Point.</p>	<p>If the creative free leg movement does not affect any required foot placement/movement specified as a Key Point Feature in the Steps of the Key Point, the Technical Panel ignores it.</p>
<p>During a Key Point, a couple performs a mistake which is not listed under the Key Point Features for that Key Point. How will the Technical Panel take this mistake into consideration for the Key Point?</p>	<p>The Technical Panel will ignore this mistake and consider only the Key Point Features to decide whether the Key Point is given credit.</p>	<p>The Judges may take this mistake into consideration in their marking.</p>

Category **Ice Dance**

:

Subject: **Pattern Dance Elements**

How can the Technical Panel review whether the Steps/Edges of a Key Point are held for the required number of beats?	If the Key Point Features of the Key Point are met but the Technical Panel needs to review whether there is an obvious error in holding the Steps/Edges for the required number of beats, then they can use the replay and count the beat starting with several steps before until several steps after the Key Point. This should give them enough information to determine if there is an obvious error in holding the Steps/Edges for the required number of beats.	Audio replay is not available.
When evaluating a Pattern Dance for percentage of steps completed versus a Step Sequence/Pattern Dance Type Step Sequence, is this the same?	No.	Pattern Dances are evaluated based on the number of steps completed. Example – A Pattern Dance with 20 steps would need 15 steps executed by both partners (75%) to receive Basic Level. A Step Sequence or Pattern Dance Type Step Sequence is evaluated for overall pattern completed based on the shape, i.e. straight line, circle, diagonal. Example - For Basic Level and Level 1, both skaters must have completed at least 50% of the pattern and not 50% of the total number of steps.
If the last step of a Pattern Dance Element or Pattern Dance is not held for the required number of beats, what is the action of the Technical Panel?	The Technical Panel will consider the key points for the level with a reduction for not completing the last step for the required number of beats. The “interruption” symbol(s) is added to the element based on the number of missing beats.	
If a couple commence 1AT on the Judges right hand side and 2AT on the Judges left hand side, what is the action of the Technical Panel	The Technical Panel will identify 1AT and 2AT with “no Value” since both were performed at the wrong end of the rink	

Category **Ice Dance**

:

Subject: **Dance Spins**

DEFINITIONS		Source
<u>Dance Spin</u>	<u>A spin skated by the Couple together in any hold. To be performed on the spot around a common axis on one foot with or without change(s) of foot by one or both partners.</u>	<u>Rule 704, § 14 a)</u>

Questions (clarifications)	Answers	Comments
If both partners do not change feet simultaneously in a <u>Dance Spin</u> , should this be reflected in the Level?	No. Assuming features have been completed to Basic Level and according to the new definition of a Dance Spin changing feet simultaneously is no longer a requirement. The Technical Panel evaluates features achieved for the Level.	
What happens if one partner starts to rotate before the other one (e.g. the Woman starts spinning alone while the Man is still on an edge around her and then he takes her into the spinning hold, makes a push, and they both spin)?	The Technical Panel will start considering rotations and features only when both partners are rotating in hold.	
Is any turn allowed to change the spinning direction in a Dance Spin?	<u>Yes. It is permitted either with or without change of foot as long as there is no additional touchdown.</u>	
In a <u>Dance Spin</u> , a couple performs a change of spinning direction not at the same time as the change of foot, but during one part of the <u>Dance Spin</u> . Will the Technical Panel consider this as a Difficult Feature "Different Direction of spinning rotation"?	Yes. The change of spinning direction can happen at any moment during the <u>Dance Spin</u> : either during the change, or during any of the parts. If performed during one of the parts, it will be given credit only if it is performed simultaneously by both partners preceded by at least <u>three</u> rotations and followed by at least <u>three</u> rotations within this part.	
What happens if one partner starts to rotate before the other one (e.g. the Woman starts spinning alone while the Man is still on an edge around her and then he takes her into the spinning hold, makes a push, and they both spin)?	The Technical Panel will start considering rotations and features only when both partners are rotating in hold.	

Category **Ice Dance**

:

Subject: **Dance Spins**

Questions (clarifications)	Answers	Comments
Does the Technical Panel consider the following as difficult? - Example c) - Difficult Variation of Basic Position Upright ("split with both legs straight and the boot/skate of the free leg held up higher than the head"), the body and head are bent to the side (the Basic Position being still Upright), boot of the free leg is higher than the head.	Yes. The height of the head to be taken into consideration is the actual one while the variation is performed.	
What if the heel is pulled by or with the assistance of the other partner? Example c) - Difficult Variation of Basic Camel Position ("body nearly horizontal with the heel of the boot pulled by the hand above the level of the head").	The heel of the boot may be pulled above the level of the head with the assistance of the other partner. This includes by the hand of the partner or with the assistance of the partner's body.	The Technical Panel considers if the heel of the boot is above the level of the head.
One partner is on one foot with skating leg straight or slightly bent rotating on a backward edge, his/her body on a horizontal line facing upward. How will the Technical Panel consider this position?	The Technical Panel will consider this position as a Difficult Variation of Camel Position as long as the core of the body is less than 45 degrees above the horizontal line and free leg is extended or bent upward on a horizontal line or higher.	If the core of the body is more than 45 degrees above the horizontal line and/or if the free leg is not extended or bent upward on a horizontal line or higher, the position will be considered as an Upright Position.

Questions (application cases)	Answers	Comments
Does the Technical Panel consider differently any touchdown by free leg/foot and/or hand(s) occurring before 1 rotation is completed, before 3 rotations are completed, or after 3 rotations are completed?	No. The Technical Panel will reduce the Level by 1 per touchdown whenever the touchdown occurs.	<u>If three rotations are completed in a Dance Spin with any mistake (e.g. touchdown) the level cannot be reduced below Basic Level.</u> <u>A push without a change of foot is considered as a touchdown (intentional or unintentional) and the level will be reduced by 1 per each touch down.</u>
A couple is doing a Dance Spin with one of the holds being close together, then opens up the hold to Hand-in-Hand with fully extended arms, and then returns to a close hold. What parts of the Dance Spin will be included to determine the Level?	All parts of the Dance Spin will be considered for determining the Level even if there is a break in spinning motion when the couple opens the hold to Hand-in-Hand.	

Category **Ice Dance**

:

Subject: **Dance Spins**

Questions (application cases)	Answers	Comments
In example a) of Difficult Variation of Basic Position Upright ("Biellmann" type), the boot is pulled by the hand behind and above the level of the head but far from the spinning axis. Will the Technical Panel consider this variation as difficult?	Yes. The definition of this Difficult Variation does not include any requirement regarding the distance between the boot and the spinning axis.	
The Man performs a Camel position while the Woman performs an Upright layback for more than 3 rotations The Man then performs a Difficult Variation in Sit position for 2 rotations while the Woman does a simple Upright position for 2 rotations. Both partners Change of spinning direction and continue spinning for one rotation and then finish the spin with a Difficult Exit What is the call?	The call is <u>DSp2</u>	The Difficult Variation in Sit position for the Man is not considered for the level as it was not held for at least 3 rotations. The Different Direction of spinning rotation as a Difficult Feature does not count for the level since there were not three rotations executed after the change of direction. The Exit Feature is also ignored since the other requirements for Level 4 according to the Characteristics of Level were not fulfilled.
In a <u>Dance Spin</u> , one partner performs a Difficult Variation of Basic Sit Position a) "sit forward", subsequently changes foot or direction or finishes the sit position, and then performs Difficult Variation of Basic Sit Position e) "crossed behind and touching the skating leg". Can variation e) be considered for Level?	Yes, because variation e) is not performed right after variation a).	
A couple perform the following: - Steps and turns which can be considered as a difficult Entry Feature to the Dance Spin - Man performs Camel spin for 3 rotations. - Woman performs Difficult Variation of Sit position for 3 rotations.	The call would be <u>DSp2</u>	The Different Direction of spinning rotation as a Difficult Feature does not count for the level since there were not three rotations executed after the change of direction. The following Difficult Features are taken into consideration for level:

Category **Ice Dance**

:

Subject: **Dance Spins**

Questions (application cases)	Answers	Comments
<p>- Both partners then Change spinning direction, continue to spin in a simple Upright position for 1.5 rotations</p> <p>- Both partners simultaneously change feet and continue to spin for more than three rotations, the Man in different Difficult Variation of Sit position for three rotations and the Woman in a simple Upright position before performing a difficult exit.</p> <p>What is the call?</p>		<p>Entry Feature (considered but not given for level)</p> <p>2 Different Basic Positions</p> <p>3 Different Difficult Variations</p> <p>Exit feature (considered but not given for level)</p>
<p>While performing an Exit Feature of a Spin or Lift, the couple performs movements which can also be identified as a Choreographic Spinning Movement. Do these movements get identified and called as a Choreographic Spinning Movement OR part of the exit feature?</p>	<p>Any Choreographic Element/Movement combined with another Required Element as an "Entry" or "Exit" Feature will not be considered by the Technical Panel as a required Choreographic Element/Movement. It will only be considered by the Technical Panel as an "Entry" and/or "Exit" feature.</p>	<p>The required Choreographic Element/Movement must be performed separately to be identified and confirmed by the Technical Panel.</p>
<p><u>What is the call if a couple attempts a Dance Spin and one of the partner falls in the entry edge?</u></p>	<p><u>The Dance Spin is ignored and not blocking any box.</u></p>	<p><u>There is a deduction of 1.0 point applied because of the Fall.</u></p>
<p>A couple perform the following:</p> <p>- An unexpected Entry</p> <p>- Both partners perform a simple Camel position for more than 3 rotations</p> <p>- Woman then performs an Upright layback position for 3 rotations</p> <p>- Both partners then simultaneously change feet and change of spinning direction and continue spinning for two rotations in different Difficult Variations of Sit Spin and then finish the spin</p> <p>What is the call?</p>	<p>The call is <u>DSp2</u></p>	<p>The following Difficult Features are taken into consideration for level:</p> <p>Entry Feature (considered but not given for level)</p> <p>One Difficult Variation of Camel position for Man (simple Camel position for the Woman does not count for level)</p> <p>One Difficult Variation of Upright position</p> <p>The Different Direction of spinning rotation as a Difficult Feature does not count for the level since there were not three rotations executed after the change of direction.</p>

Category **Ice Dance**

:

Subject: **Dance Spins**

Questions (application cases)	Answers	Comments
<u>What is the call if in a Dance Spin one of the partners falls after 1,5 rotations?</u>	<u>The Dance Spin is ignored as it did not fulfil the requirements (3 rotations) for Basic Level. The failed element does not block any box.</u>	<u>There is a deduction of 1.0 point applied because of the Fall.</u> <u>If after the Fall the Dance Spin is resumed, the Dance Spin shall be identified and given a Level according to what is executed after resumption.</u>
How should the TP call the exit of a <u>DSp</u> if it comprises a Lift of more than one rotation and is performed without traveling?	According to the Communication 2484 it should be called as follows when the lifted partner is off ice: <ul style="list-style-type: none">• If the lifted partner is held off the ice for three or more seconds and Lifting partner is rotating on spot – Stationary Lift• If two or more rotations are traveling - Rotational Lift	
For the “Entry” or “Exit” feature - combination of movements/steps, do the Man and Woman have to perform exactly the same steps/movements to receive credit for this feature?	No. Each of the steps/movements can be different for both partners OR they can be the same.	<u>Basic movements/steps performed without intricate interaction between partners are not considered for level.</u>
<u>May the couple remain on two feet during the transitional movements within a Dance Spin?</u>	<u>Any transitional movements within a Dance Spin can be performed on two feet for up to half a rotation. More than half a rotation will be considered as a touchdown.</u>	

Category **Ice Dance**

:

Subject: **Dance Lifts**

DEFINITIONS		Source
Combination Lift	The duration of the lift should not exceed twelve (12) seconds – A lift combining: e) two Rotational Lifts in different directions; f) two Curve Lifts on two different curves forming a serpentine pattern; g) two different Types of Short Lifts (Stationary, Straight Line, Curve or Rotational).	Rule 704, § 16.e) to g)
Curve Lift	A Dance Lift in which the lifting partner travels on one curve (lobe) in any position on one foot or two feet.	Rule 704, § 16.c)
Dance Lift	A movement in which one of the partners is elevated with active and/or passive assistance of the other partner to any permitted height, sustained there and set down on the ice. Any rotations and positions and changes of such positions during the lift are permitted. Dance Lifts should enhance the music chosen and express its character and should be performed in an elegant manner without obvious feats of strength and awkward and/or undignified actions and poses.	Rule 704, § 16
Rotational Lift	A Dance Lift in which the lifting partner rotates in one (clockwise or anticlockwise) direction while traveling across the ice	Rule 704, § 16.d)
Short Lift	The duration of the Dance Lift should not exceed seven (7) seconds: Stationary Lift, Straight Line Lift, Curve Lift or Rotational Lift.	Rule 704, § 16.a) to d)
Stationary Lift	A Dance Lift that is executed on the spot (stationary location) by the lifting partner who may or may not be rotating.	Rule 704, § 16.a)
Straight Line Lift	A Dance Lift in which the lifting partner travels in a straight line in any position on one foot or two feet.	Rule 704, § 16.b)
Jump Entry	A jump of not more than one and a half (1,5) revolutions, performed by one partner as an entry to a Required Element unless otherwise specified in an ISU Communication.	Rule 704, § 17.b)
Jump Exit	A jump of not more than one and a half (1,5) revolutions, performed by one partner as an exit from a Required Element unless otherwise specified in an ISU Communication.	Rule 704, § 17.c)

Category **Ice Dance**

:

Subject: **Dance Lifts**

Questions (clarifications)	Answers	Comments
In a Lift, the lifting partner performs Crouch on two feet for 2 seconds moving into Shoot the Duck for 1 second. Will the Technical Panel give credit to that position for Level?	Yes. As long as the two positions are from the same group and in total are held at least 3 seconds (in this example, both positions are from group c) and the Tech Panel will consider this as a Difficult Pose by the Lifting Partner for Level).	
A pose forming part of a Change of Pose in a Lift, is repeated in another Lift or, in case of a Combination Lift, in the other part of this Combination Lift. When repeated, can this pose be considered as a Difficult Pose for Level?	Yes. Because the lifted partner's feature of the first Lift was not a pose, but a Change of Pose.	<u>The lifted partner's Difficult Pose or Change of Pose (option a) or b)) in the RD Short Lift must be different from the same type of Short Lift in the FD or part of the same type of lift in the Combo Lift. The repeated same Difficult Pose or same Change of Pose (option a) or b)) performed in the same type of lift will be considered as a simple pose/change of pose for the FD.</u>
What happens if the lifting partner uses part of the costume as a support?	The Technical Panel will assess the Level regardless of the costume being used as a support.	Part of the costume being used as a prop, the Judges and Referee will apply the deduction for costume/prop violation.
A Change of Pose cannot be given credit if the lifting partner "merely changes the hold to the reverse side (mirror)". What does it mean exactly?	It means that the lifting partner changes hold to the reverse side in a simple and direct way, without any different interaction between partners or any significant change in the orientation of the hold.	
In a Rotational Lift, when does a Change of Pose have to occur to be considered for Level?	It must occur during rotations by both partners, but not in the Entry Feature or the Exit Feature.	
In a Rotational Lift, if the lifted partner enters (or exits) a One Hand/Arm Lift by jumping into (or from) the arm of the lifting partner, can this entry (or exit) be considered as "only One Hand/Arm lift is used to lift (or set down)"?	Yes. Because there is no contact at all between partners.	

Category **Ice Dance**

:

Subject: **Dance Lifts**

Questions (clarifications)	Answers	Comments
The lifted partner enters a Lift with no assistance by the lifting partner (e.g. the Woman jumps into the arms of the Man with a jump of one revolution maximum). Will the Technical Panel consider this as an Entry Feature?	Yes. The Technical Panel will qualify this entry as "unexpected".	
Difficult Position for the lifting partner "One Hand/Arm Lift" is defined "with no contact other than the lifting partner's hand/arm and the lifted partner". What does "hand/arm" means in this case?	It means any part of the hand or arm, excluding the shoulder.	
Can a Difficult Pose/Position be considered for Level when repeated by the other partner (e.g. Man does a Lift in Spread Eagle position and then Woman does next Lift, as a lifting partner, in the same position)?	No. Since the examples of Difficult Poses/Positions are for lifted/lifting partner and not for Man/Woman.	
In a Rotational Lift, the lifting partner stops rotating twice. How many times should the Technical Panel apply the one Level reduction?	Once per stop of rotation	However, if the Lifting Partner creates a temporary deviation without establishing a new type of Lift (examples - pattern, stops rotating and resumes, stationary travels and then becomes stationary, etc.) during the established type of Lift the Technical Panel will reduce the Level by 1. (Excluding during the Entry/Exit features).
In a Rotational Lift, does the Technical Panel consider differently a touchdown by free leg/foot and/or hand(s) occurring before 1 rotation is completed, before 3 rotations are completed, or after 3 rotations are completed?	No. The Technical Panel will reduce the Level by 1 per touchdown whenever the touchdown occurs provided all requirements for Basic Level have been fulfilled	

Category **Ice Dance**

:

Subject: **Dance Lifts**

Questions (clarifications)	Answers	Comments
<p>In a Senior Free Dance, a couple performs, in the following order:</p> <ul style="list-style-type: none">▪ Straight Line Lift with an Entry Feature from Group 4, b) “from Spread Eagle for the lifting partner” fulfilling the requirements to be given credit and an Entry Feature from Group 3 “significant transitional movement by the lifted partner”;▪ Curve Lift with an Entry Feature from Group 3 “significant transitional movement by the lifted partner”;▪ Rotational Lift with an Entry Feature from Group 1 “unexpected” and Entry Feature from Group 3 “significant transitional movement by the lifted partner”. <p>Which of those Entry Features will be considered for Level?</p>	<p>Under additional definitions of Entry Features:</p> <ul style="list-style-type: none">▪ for the Straight Line Lift, both are considered for the level;▪ in the Curve Lift, the Entry Feature Group 3 is taken into consideration a 2nd time,▪ <u>in the Rotational Lift, the Entry Feature Group 3 is considered by the Technical Panel but since the Group 3 entry has been executed twice already, the entry is not considered for Level.</u> <p><u>If the Group 3 entry had not already been performed twice, it could have been considered and can be combined with the Entry Feature Group 1.</u></p>	
<p>In One Hand/Arm Lift, must the lifting arm of the lifting partner be straight?</p>	<p>No. The lifting partner’s biceps/upper arm may touch his own body but the lifted partner must not touch the lifting partner at any other point than his hand/arm.</p>	
<p>If a couple performs an entry “continuous combination of different creative and/or difficult and/or intricate steps and/or movements executed by both partners” (Group 2), how close to the actual Lift the difficult Turns should be performed to consider this entry as an Entry Feature?</p>	<p>The Lift has to be executed immediately after the “continuous combination of different creative and/or difficult and/or intricate steps and/or movements executed by both partners”, without any preparation and interruption in the pace of execution.</p>	<p><u>Basic movements/steps performed without intricate interaction between partners are not considered for level.</u></p>

Category **Ice Dance**

:

Subject: **Dance Lifts**

Questions (application cases)	Answers	Comments
If the lifting partner uses an entry “from a Difficult Position” (Group 4) as an Entry Feature, how long does he have to be in the Difficult Position in order to be considered for an Entry Feature?	There is no set time for the Difficult Position for the lifting partner in order to be considered for an Entry Feature. However, the position must be fully established and clearly evident at the time that the Lifted partner is elevated.	
During Change of Pose performed with first pose, change and second pose, is there a time limit of how long each pose must be held, having in mind that credit for a Difficult Pose is given if held for at least 3 seconds?	No. The requirements for Change of Pose for the lifted partner and the lifting partner have to be fulfilled but there is no time limit on how long each pose, preceding and following the change, has to be held in a Change of Pose. However, each one must be clearly defined.	For Change of Pose performed with the lifted partner moving continuously through different poses, the Change of Pose will be considered for Level only if the continuous move occurs throughout the whole duration of the Short Lift concerned.
If the lifted partner performs the Difficult Pose “extended out with the majority of body weight in a horizontal line with the only one additional point of support being shoulders and/or upper back”, what is the tolerance regarding the “horizontal line”?	The Technical Panel will be strict regarding the “horizontal line” in order to give credit for the Difficult Pose.	
What happens if, in a Change of Pose, the lifted partner performs twice exactly the same body pose but on a completely different axis so that a photographer would still produce two different photos?	The Technical Panel will not give credit for the Change of Pose because both body poses are exactly the same.	However if the change of axis is combined with a modification of the body line between the two poses (for example: position of the leg(s)), it can be considered as a Change of Pose if the other criteria for a Change of Pose are fulfilled.
If a couple performs an unexpected entry (Group 1) to the Stationary Lift, but skids to a stop exactly before the Lift, does the Technical Panel still consider this entry as an Entry Feature?	If there is an unexpected entry and the stop before the take-off was not done to get evident preparation to the Stationary Lift, credit for Entry Feature can be given. But if there is an evident preparation before the Lift (after the stop), credit for Entry Feature cannot be given.	

Category **Ice Dance**

:

Subject: **Dance Lifts**

Questions (application cases)	Answers	Comments
What happens in a Free Dance if, in the first performed Lift, a CuLi, the lifting partner sustains an outside Spread Eagle and, in the second performed Lift, a SiLi, sustains a flat Ina Bauer?	The Technical Panel will not consider for Level the position of second performed Lift because both outside Spread Eagle and flat Ina Bauer are part of the same Group of Difficult Position b) and a chosen Group of examples of Difficult Position can be considered for Level only the first time it occurs.	
For the “Entry” or “Exit” feature - combination of movements/steps, do the Man and Woman have to perform exactly the same steps/movements to receive credit for this feature?	No. Each of the steps/movements can be different for both partners OR they can be the same.	<u>Basic movements/steps performed without intricate interaction between partners are not considered for level.</u>
If the lifting partner does an entry “continuous combination of different creative and/or difficult and/or intricate steps and/or movements executed by both partners” (Group 2) to a Stationary Lift and the couple skids to a stop before the Lift. Does the Technical Panel still consider this entry as an Entry Feature?	A “continuous combination of different creative and/or difficult and/or intricate steps and/or movements executed by both partners” is given credit for Entry Feature if the Lift is performed immediately after the Turns/movements of the difficult transition, without any preparation and interruption in the pace of execution. In the question case, if there is an evident preparation before the Lift (after the stop), credit for Entry Feature cannot be given.	<u>Basic movements/steps performed without intricate interaction between partners are not considered for level.</u>
Which partner should be considered for “continuous combination of different creative and/or difficult and/or intricate steps and/or movements performed by both partners” in the Entry Feature Group 2 or Exit Feature Group 1 to be counted as difficult? Should it only be done by the Lifting Partner or Lifted Partner or both?	The continuous combination of different creative and/or difficult and/or intricate steps and/or movements has to be performed by both partners to be counted as an Entry or Exit Feature and each partner have to perform at least two different step(s)/movement(s).	<u>Basic movements/steps performed without intricate interaction between partners are not considered for level.</u>

Category **Ice Dance**

:

Subject: **Dance Lifts**

Questions (application cases)	Answers	Comments
<u>What is the call if a couple attempts a Dance Lift and both partners fall at the entry?</u>	<u>The Dance Lift is ignored and not blocking any box.</u>	<u>There is a deduction of 2.0 points applied because of the Falls.</u>
The lifting partner takes a Curve Lift from Spread Eagle on straight line and then changes tracing into an inside Spread Eagle for the whole Lift on inside Spread Eagle. Can this entry be considered for Entry Feature?	Yes, because they are from the same Entry Feature Group 4 subgroup b): <ul style="list-style-type: none">▪ Spread Eagle on straight line is from the list of examples of Difficult Positions for the lifting partner,▪ inside Spread Eagle is from the list of examples of Difficult Positions for the lifting partner,▪ there is no intermediate position between the two Difficult Positions.	Besides, to be given credit, the Spread Eagle on straight line must be reached before the lifted partner leaves the ice and the inside Spread Eagle must be given credit for Level (i.e. be sustained for at least 3 seconds).
How to count the number of rotations when the lifting partner starts a Rotational Lift immediately from a spread eagle position?	The foot on the forward edge/tracing determines the starting point to count the number of rotations.	
While performing a Curve Lift with lifting partner on an outside spread eagle, the lifting partner briefly performs an inside spread eagle as part of the exit feature. Does the Technical Panel call this Curve Lift + Curve Lift, Combo?	No.	<p>If the Lifting Partner creates a temporary deviation without establishing a new type of Lift (examples - pattern, stops rotating and resumes, stationary travels and then becomes stationary, etc.) during the established type of Lift the Technical Panel will reduce the Level by 1. (Excluding during the Entry/Exit features).</p> <p>If a deviation within a Short Lift creates two types of established Lifts (examples: Straight Line Lift becomes Curve Lift, Rotational Lift becomes Stationary Lift, Stationary Lift becomes a Rotational Lift, etc.), the type of the Lift should be identified and Features considered for Level only during the first type of Lift which is executed (including any Entry feature which may be considered for level)</p>

Category **Ice Dance**

:

Subject: **Dance Lifts**

Questions (application cases)	Answers	Comments
<p>For the Exit Feature Group 1 (continuous combination of different creative and/or difficult and/or intricate steps and/or movements executed by both partners), is the following accepted for Level?</p> <p>1st Lift – Exit Feature Group 1 (continuous combination of different creative and/or difficult and/or intricate steps and/or movements executed by both partners)</p> <p>2nd Lift – Exit Feature Group 1 (continuous combination of different creative and/or difficult and/or intricate steps and/or movements executed by both partners)</p>	<p>1st Lift – Yes 2nd Lift – NO</p> <p>Exit Feature Group 1 (continuous combination of different creative and/or difficult and/or intricate steps and/or movements executed by both partners) may be accepted for the Level only the first time it is performed. The Exit Feature performed in the 2nd Lift would not be considered for Level.</p>	<p><u>Basic movements/steps performed without intricate interaction between partners are not considered for level.</u></p>
<p>What is the call for the following Combination Lift?</p> <p>SILi (significant transitional movement entry, spread eagle entry, spread eagle position for the Lifting partner) + StaLi (crouch position for the Lifting partner held for less than 3 seconds, Lifted partner held off the ice for 3 seconds, continuous combination of different intricate movements/steps exit feature executed by both partners)</p>	<p>SILi3 + StaLiB.</p>	<p>In this example, the Exit Feature of the second lift (StaLi) is not considered and accepted for the level for the second lift since the difficult position (crouch) was not held for 3 seconds by the Lifting partner. PLUS, the Exit Feature is also not upgrading the level of the first lift (SILi) since it is not considered and accepted for the level of the second lift (StaLi).</p>
<p><u>What is the call if in a Dance Lift both partners fall after 2 seconds or 1,5 rotations?</u></p>	<p><u>The Dance Lift is ignored as it did not fulfil the requirements (3 seconds for SILi, CuLi, StaLi or 2 rotations for RoLi) for Basic Level. The failed element does not block any box.</u></p>	<p><u>There is a deduction of 2.0 points applied because of the Falls.</u></p> <p><u>If after the Fall the Dance Lift is resumed, the Dance Lift shall be identified and given a Level according to what is executed after resumption.</u></p> <p><u>If a Fall or interruption occurs during a Dance Lift, the Dance Lift shall be identified and given a Level based on what was executed prior to the Fall or interruption.</u></p>

Category **Ice Dance**

:

Subject: **Dance Lifts**

Questions (application cases)	Answers	Comments
<p><u>What is the call for the following Combination Lift?</u></p> <p>1. SILi (significant transitional movement entry, spread eagle position for the Lifting partner for 3 seconds) + CuLi (one foot for three seconds, spread eagle exit and significant transitional movement exit)</p> <p>2. SILi (significant transitional movement entry, spread eagle entry, spread eagle position for the Lifting partner for 3 seconds) + CuLi (one foot for three seconds and significant transitional movement exit)</p>	<p>1. SILi3 + CuLi4</p> <p><u>The SILi has two features considered for level and can only be upgraded by one level to Level 3 as only one exit feature can be considered for upgrading. The CuLi has three features considered for level and will be upgraded to Level 4 since one entry feature can be considered for upgrading.</u></p> <p>2. SILi4 + CuLi3</p> <p><u>The SILi has three features considered for level and can be upgraded by one level to Level 4 since one exit feature can be considered for upgrading. The CuLi has two features considered for level and will be upgraded to Level 3 since only one entry feature can be considered for upgrading.</u></p>	<p><u>Two Difficult entry features connected with the 1st Lift considered and accepted for Level for the chosen type of Lift are considered only for the 1st Lift. Two Difficult exit features connected with the 2nd Lift considered and accepted for Level for the chosen type of Lift are considered only for the 2nd Lift.</u></p> <p><u>- Only one Difficult entry feature connected with the 1st Lift considered and accepted for Level for the chosen Type of Lift will upgrade the 2nd Lift by one Level.</u></p> <p><u>- Only one Difficult exit feature connected with the 2nd Lift considered and accepted for Level for the chosen Type of Lift will upgrade the 1st Lift by one Level.</u></p>
<p>While entering a Stationary Lift, the Lifting Partner is on one foot rotating and remains on one foot during the Lift. At what point does the Technical Panel start counting the 3 seconds for a Difficult Position/Pose or considering the Change of Pose if the Lift is traveling during the entry?</p>	<p>When the Stationary Lift stops traveling, the Technical Panel begins to count the time in the Difficult Position/Pose and may consider the Change of Pose.</p>	<p>During the entry to a Stationary Lift which is also rotating, additional principles of calling will apply if the lift does not stop traveling until after completing two rotations.</p>

Category **Ice Dance**

:

Subject: **Sets of Twizzles**

DEFINITIONS		Source
Set of Sequential Twizzles	At least two Twizzles for each partner with up to 1 step between Twizzles.	Rule 704, § 12. i). b)
Set of Synchronized Twizzles	At least two Twizzles for each partner, with a minimum 2 steps and up to 4 steps between 1 st and 2 nd Twizzles	Rule 704, § 12. i). a) <u>Communication no. 2468</u>
Twizzle	<p>A traveling turn on one foot with one or more rotations which is quickly rotated with a continuous (uninterrupted) action. The weight remains on the skating foot with the free foot in any position during the turn then placed beside the skating foot to skate the next step. A series of checked Three Turns is not acceptable as this does not constitute a continuous action. If the traveling action stops during the execution, the Twizzle, it becomes a Solo Spin (Pirouette);</p> <p>The four (4) different types of entry edges for Twizzles are as follows:</p> <ul style="list-style-type: none">▪ Forward Inside;▪ Forward Outside;▪ Backward Inside;▪ Backward Outside.	Rule 704, § 11.c)

Category **Ice Dance**

:

Subject: **Sets of Twizzles**

Questions (clarifications)	Answers	Comments
What happens if there is a two foot entry on a Twizzle?	If the skater is on two feet when starting rotation of the Twizzle, the Technical Panel must count the entry edge and rotations from the moment he/she is on one foot (skating foot)	This might change the number of full rotations.
The first Twizzle is finished on the right foot, then there is a step to the left foot and right foot leaves the ice and the second Twizzle is skated also on the right foot. How many steps between Twizzles is this?	There is one step between Twizzles. This option is only possible for the Sequential Twizzles.	This step between Twizzles may include several Turns on one foot such as Bracket or Rocker. Each push and/or transfer of weight while on two feet between Twizzles is considered as a step.
Both Twizzles are skated on the same foot (e.g. right foot) which never leaves the ice, and there is a push with the other foot (left foot in the example) between Twizzles. How many steps will be counted?	It is considered that there is one step between Twizzles.	Each push and/or transfer of weight while on two feet between Twizzles is considered as a step.

Questions (clarifications)	Answers	Comments
What happens if there is a two foot entry on a Twizzle?	If the skater is on two feet when starting rotation of the Twizzle, the Technical Panel must count the entry edge and rotations from the moment he/she is on one foot (skating foot)	This might change the number of full rotations.
The first Twizzle is finished on the right foot, then there is a step to the left foot and right foot leaves the ice and the second Twizzle is skated also on the right foot. How many steps between Twizzles is this?	There is one step between Twizzles. This option is only possible for the Sequential Twizzles.	This step between Twizzles may include several Turns on one foot such as Bracket or Rocker. Each push and/or transfer of weight while on two feet between Twizzles is considered as a step.
Both Twizzles are skated on the same foot (e.g. right foot) which never leaves the ice, and there is a push with the other foot (left foot in the example) between Twizzles. How many steps will be counted?	It is considered that there is one step between Twizzles.	Each push and/or transfer of weight while on two feet between Twizzles is considered as a step.

Category **Ice Dance**

:

Subject: **Sets of Twizzles**

<p>What happens if a loss of control with additional support (e.g. touchdown/stumble) occurs during one of the steps connecting the Twizzles (between 1st and 2nd Twizzle or 2nd and 3rd Twizzle)?</p>	<p>The Technical Panel will reduce the level by 1. The loss of control with additional support (e.g. touchdown/stumble) will not be considered as an additional step.</p> <p>However if more than two uncontrolled steps are performed during the Set of Twizzles, this mistake is considered an interruption for the partner who performed the error.</p>	<p>If a loss of control with additional support (e.g. stumble/touchdown by free leg/foot and/or hand(s)) by one or both partners occurs within a Set of Twizzles and the Set of Twizzles continues without interruption, its Level shall be reduced by 1 Level per error for that partner. If more than two uncontrolled steps are performed during the Set of Twizzles, this mistake is considered an interruption for the partner who performed the error. Per Communication <u>2484</u>:</p> <p>- Any loss of control resulting in an error of up to two uncontrolled steps is a stumble/touchdown - reduce one level.</p> <p>- More than two uncontrolled steps is an interruption and any features/rotations from this point are not considered for the level.</p> <p>If an interruption occurs during any part of the Set of Twizzles, the Set of Twizzles shall be identified and given a level according to the requirements met before the interruption.</p>
<p>What are the requirements to achieve the Additional Feature "significant continuous motion of arms"?</p>	<p>The word "significant" means that there should be a full range of motion. The movement has to be continuous and not stop at all during the rotations. Partners cannot just move their arms to one position for two rotations and then to another position for two rotations. It is more about how much movement has to take place.</p>	
<p>To meet the requirement of "significant continuous motion of arms", can the skaters move just one arm at a time (alternately)?</p>	<p>Yes, as long as there is always at least one arm of each skater moving with a large range of movement at any given time and both arms alternately move and there is no break in continuous motion.</p>	

Category **Ice Dance**

:

Subject: **Sets of Twizzles**

In a Twizzle, partners perform the Additional Feature Group B "sit position" with sufficient bending action to be given credit for Level. The core of their body is shifted off vertical axis. Can this upper body pose also be given credit as a (Difficult) Additional Feature (from Group A)?	No because this upper body pose comes naturally through establishing the sit position.	
For Additional Feature "entrance to the first Twizzle from a Dance Jump", what happens if the Dance Jump is under-rotated, over-rotated, or there is an interruption in the landing edge?	<u>The Technical Panel will give credit to the Dance Jump if it rotates at least half (1/2) rotation and does not exceed one (1) rotation.</u> In addition, the Technical Panel will not give credit to the Dance Jump if the entrance of the first Twizzle is not from the landing edge of the Dance Jump.	Note: A Dance Jump which is more than one revolution is considered as an Illegal Movement.
For Additional Feature "entrance to the first Twizzle from a Dance Jump", how high must the Dance Jump be to be given credit by the Technical Panel?	The Technical Panel will give credit to the Dance Jump if it is performed with clear ascending and descending motions of the center of gravity of the Skater while he/she is in the air.	
In the Additional Feature "hands clasped or touching behind back and extended away from the body" do the arms have to be straight to be given credit?	No. To be given credit, the arms need to be pulled away from the body but the arms do not have to be straight with the elbows locked.	
Is performing a movement on two feet, such as standing on two feet, Crouch, Lunge, Ina Bauer or Spread Eagle, between Twizzles considered as one step?	Yes, however if there is a push and/or transfer of weight while on two feet between Twizzles this will be considered as a step.	Each push and/or transfer of weight while on two feet between Twizzles is considered as a step.
If a skater steps on the left foot, jumps up, lands on the same left foot again, do we still consider this as not a transfer of weight and only count this as 1 step and not 2 steps?	A jump to the same foot is not considered as an additional step.	

Category **Ice Dance**

:

Subject: **Sets of Twizzles**

For Additional Feature “third Twizzle, performed correctly”, what happens if there is a mistake by one or both partners in performing this Twizzle?	<p>It depends on the kind of mistake:</p> <ul style="list-style-type: none">▪ mistake which would be taken into consideration by the Technical Panel if it were performed in the two required Twizzles of the Set (such as Twizzle becoming a Pirouette or checked Three Turns, more than allowed steps in between, Twizzles starting on same edge, stop before Twizzle, partners in contact for Sequential Twizzles or not in contact for Synchronized Twizzles): the Technical Panel will not give credit to the Additional Feature;▪ mistake is of a different kind (such as skidded rotations, Twizzles not simultaneous): the Technical Panel will ignore the mistake.	The Judges will consider any mistake as a poor exit of the Set of Twizzles.
What happens if a Skater performs a Three Turn, checks rotation and then starts to twizzle?	The entry edge and the number of rotations of the Twizzle shall be determined by the Technical Panel after the Three Turn, from the starting edge of the proper Twizzle.	
If one of the partners after 2 rotations stops the continuous motion and then executes 2 rotations continuously, does the Technical Panel count a total of 4 rotations for this Twizzle?	Yes. But the Technical Panel will apply a reduction of one Level for one of the Twizzles becoming checked Three Turns for the partner who made this mistake.	
For Additional Feature “third Twizzle”, in the connection from second to third Twizzles, how to count the steps and how to consider turns or movements performed on one foot?	The Technical Panel will apply the general principles and specifications for connections in a Set of Twizzles.	The connection between first and second Twizzles and between second and third Twizzles may be different.

Category **Ice Dance**

:

Subject: **Sets of Twizzles**

Questions (application cases)	Answers	Comments
<p>What happens if one partner does not complete one full rotation on one of the two Twizzles forming the Set of Twizzles?</p> <p>What happens if both partners do not complete one full rotation on one of the Twizzles forming the Set of Twizzles?</p>	<p>If one partner does not complete one full rotation on one of the two Twizzles forming the Set of Twizzles because of a Fall or interruption the element will be called and given No Level for this partner. If both partners do not complete one full rotation on one of the Twizzles forming the Set of Twizzles because of a Fall or interruption both Twizzles (Woman's and Man's) will be called and given No Level.</p> <p>However If one or both partner(s) do(es) not complete one full rotation on one of the two Twizzles forming the Set of Twizzles because of a loss of control with additional support (e.g. touchdown/stumble) but the Set of Twizzles continues without interruption, its Level shall be reduced by 1 Level for the partner who made the error.</p>	<p>If a Fall or interruption occurs during a Required Element, the Required Element shall be identified and given a Level according to the requirements met before the Fall or interruption, or No Level if the requirements for Basic Level are not met.</p> <p>If a Fall or interruption occurs at the entry edge to the first Twizzle by either partner, the element is given No Level for the partner who performed the error. Level of the other partner is evaluated based on what was executed.</p> <p>If a loss of control with additional support (e.g. stumble/touchdown by free leg/foot and/or hand(s)) by one or both partners occurs within a Set of Twizzles and the Set of Twizzles continues without interruption, its Level shall be reduced by 1 Level per error for that partner. If more than two uncontrolled steps are performed during the Set of Twizzles, this mistake is considered an interruption for the partner who performed the error.</p> <ul style="list-style-type: none">- Any loss of control resulting in an error of up to two uncontrolled steps is a stumble/touchdown - reduce one level.- More than two uncontrolled steps is an interruption and any features/rotations from this point are not considered for the level.
<p>Will the Technical Panel give credit for two different Additional Features if they are combined in one Twizzle?</p>	<p>Yes, provided that the requirements for each Additional Feature are fulfilled.</p>	<p>For example, if both hands are extended behind and away from the body and at the same time are clasped while holding the blade, the following Additional Features will be identified: "holding the blade or boot of the free foot" (Group B) and "hands clasped or touching behind back and extended away from the body" (Group A).</p>

Category **Ice Dance**

:

Subject: **Sets of Twizzles**

Questions (application cases)	Answers	Comments
A couple uses the following Additional Features: <ul style="list-style-type: none">one arm over head level,both arms over the head level. Does the Technical Panel consider these Additional Features as different?	No. The Technical Panel will consider each of the above examples as the same Additional Feature from Group A “elbow(s) at least at level with or higher than the level of the shoulders”.	Hands can’t be clasped or touching any part of the arms to consider it as an Additional Feature “elbow(s) at least at level with or higher than the level of the shoulders”.
Additional Features, Group A – Set of Twizzles: What is accepted for the features which include the word “clasped”?	“Clasped” can be the hands (<u>including wrists</u>) touching OR holding.	
For Additional Feature “entrance to the first Twizzle from a Dance Jump” will the Technical Panel give credit to a Half Lutz or Half Flip?	No, if those Dance Jumps are landed on a toe and a push, not on a gliding edge. The Dance Jump of the Additional Feature must have a landing on a gliding edge only, which becomes the entry edge of the Twizzle.	
For Additional Feature “entrance to the first Twizzle from a Dance Jump”, what happens if the Dance Jump takes off on two feet?	The Technical Panel will give credit to this Dance Jump provided the other requirements are met.	
In a Twizzle of 4 rotations, an Additional Feature from Group A is fully achieved and established at half rotation of the Twizzle and is held for two and a half subsequent rotations. For which Level will the Technical Panel take this Additional Feature into consideration?	For Level 3, because of the following reasons: <ul style="list-style-type: none">the Additional Feature is fully achieved and established within the first half rotation of the Twizzle,the Additional Feature is held until the third rotation of the Twizzle is fully completed.	This Additional Feature cannot qualify for Level 4 because it is not held until the fourth rotation of the Twizzle is completed.
In a Twizzle of 5 rotations, an Additional Feature from Group A is fully achieved and established at one rotation of the Twizzle and is held for the four subsequent rotations. Will the Technical Panel take this Additional Feature into consideration for Level 4?	No, this Additional Feature will not be taken into consideration for any Level because it was not fully achieved and established within the first half rotation of the Twizzle.	In this case, the number of rotations in which the Feature is held is irrelevant.

Category **Ice Dance**

:

Subject: **Sets of Twizzles**

Questions (application cases)	Answers	Comments
In a Set of Twizzles, partners perform different connecting steps between Twizzles. Will the Technical Panel take any action?	No. There is no requirement for both partners to perform the same connecting steps.	The Technical Panel will pay attention to the number of connecting steps performed by each partner.
During the Twizzles (Sequential and Synchronized), does an interruption (or fall) by one partner effect the level of the other partner?	No. Since the Technical panel evaluates each partner separately, the interruption (or fall) only affects the level of the partner who performed the error.	The judges still evaluate this element as a unit and must base their one GOE on the quality of execution of both partners
During the Twizzles (Sequential and Synchronized), do the Additional Feature(s) for level have to be the same and/or simultaneous for each partner?	The same Additional Features have to be performed by both in the same Twizzle to receive credit for the Level.	However, error(s) resulting in a lower Level are evaluated per partner. Judges will evaluate the execution as a whole with one GOE based on the marking guide - GRADE OF EXECUTION of REQUIRED ELEMENTS (including CHOREOGRAPHIC ELEMENTS)
If there is a mistake on any subsequent rotations (such as the 5th or 6th rotations) during the 1st and 2nd Twizzles, does the Technical Panel consider this an error?	YES. According with the Adjustments to Levels, if any part of any first two Twizzles becomes a Pirouette or checked Three Turns, its Level shall be reduced.	The only situation when the Technical Panel would not lower the level is when a couple has choreographed an exit with a running edge and (followed by) a three turn.
If there is a mistake on the 3rd Twizzle (the C feature) AFTER the completion of 3 rotations, such as a checked three on the 4th or 5th rotation in a Twizzle of that C feature, does the Technical Panel still give credit for this Twizzle?	NO. Any error within any rotation of the third Twizzle is not considered as performed correctly	However, error(s) are evaluated per partner.

Category **Ice Dance**

:

Subject: **Sets of Twizzles**

Questions (application cases)	Answers	Comments
<p>If a Dance Jump/Hop is performed between Twizzles, how will the Technical Panel count the number of connecting steps with the following examples?</p> <ul style="list-style-type: none">- Dance Jump/Hop – from one foot to the other foot?- Dance Jump/Hop – from one foot to the same foot?	<p>The Technical Panel will consider the Dance Jump from one foot to the other foot as one step if it occurs between other steps.</p> <p>If the Dance Jump leads directly into the start of the 2nd Twizzle, the Technical Panel will consider it as a feature for the Level.</p> <p>A Dance Jump/Hop from one foot to the same foot is not considered as a separate step.</p> <p>A Dance Jump/Hop from one foot to another foot is not considered as a separate step if the exit edge of the Dance Jump/Hop is the entry edge to the following Twizzle.</p> <p>But if a Dance Jump/Hop is followed by another step which is the entry edge for the following Twizzle – the Dance Jump/Hop counts as one step.</p>	<p>According to Rule 704, paragraph 17a) and d), the term Jump covers Dance Jumps and Hops as well.</p> <p>Note: A Dance Jump which is more than one revolution is considered an Illegal Movement.</p>
<p>If the couple perform a Dance Jump/Hop between the first and second Twizzle, does this satisfy the requirement as a Group C feature?</p>	<p>A Dance Jump between the first and second Twizzle will only count as a Group C feature if the exit edge of the Dance Jump is the entry edge of the second Twizzle.</p> <p>A Hop is not a Dance Jump so it is not considered as a Group C feature.</p>	<p>According to Rule 704, paragraph 17. a) Dance Jump is a jump of not more than one (1) revolution</p> <p>According to Rule 704, paragraph 17. d), Hop is a small jump without revolution.</p> <p>Dance Jump and the Hop are different terms with different definitions. Hop is not listed as a Group C feature.</p>

Category **Ice Dance**

:

Subject: **Sets of Twizzles**

Questions (application cases)	Answers	Comments
If a loss of control with additional support (e.g. stumble/touchdown by free leg/foot and/or hand(s)) by one or both partners occurs in a Set of Twizzles' first or second Twizzle, how does it affect the number of rotations performed?	The number of rotations are considered until the end of the Twizzle concerned if it is performed without interruption.	E.g.: If there is a touchdown (without interruption) at any rotations in the first Twizzle and then the first Twizzle is fully completed at four rotations, it is considered as a Twizzle of 4 rotations but it's Level shall be reduced by 1 Level per error for that partner
Is it allowed to perform connecting turns, including additional single Twizzle(s), between the required Twizzles considered for level?	Yes. Any number of connecting turns after the Twizzle rotations considered for level, including additional single Twizzle(s), are permitted. The Technical Panel should not consider the connecting single Twizzle(s) as part of the first or second Twizzles considered for Level.	Per Communication 2484: There is no limit on turns or movements performed on one foot on the change of foot or the steps between <u>required</u> Twizzles.
If there is a fall by one partner after the 2nd twizzle has been performed and the other partner continues to execute a 3rd twizzle (as choreographed), should the Technical Panel apply 'Fall in element'	Yes. Since the other partner continued as choreographed and performed the 3rd twizzle for consideration for Level, the fall should be considered as happening during the element	The Judges should acknowledgement the application of 'F' on their screen and apply the appropriate GOE

Category **Ice Dance**

:

Subject: **Step Sequences (including PATTERN DANCE TYPE
STEP SEQUENCE and ONE FOOT TURNS SEQUENCE)**

DEFINITIONS		Source
Groups of Step Sequences	<p>i) Group A: <i>Straight Line Step Sequences</i></p> <ul style="list-style-type: none">• <i>Midline</i> - skated along the full length of the ice surface on the Long OR <u>Short</u> Axis;• <i>Diagonal</i> - skated as fully corner to corner as possible. <p>ii) Group B: <i>Curved Step Sequence</i></p> <ul style="list-style-type: none">• <i>Circular</i> -• <i>Serpentine</i> - <p>iii) Group C: <i>Partial Step Sequences</i></p> <ul style="list-style-type: none">• <i>Pattern Dance Type Step Sequence</i>	Rule 703, § 4.b)
Not Touching Step Sequence	Must incorporate mirror and/or matching footwork. Both partners may cross each other's tracing(s) and may switch from matching footwork to mirror and vice versa, unless otherwise specified by the Ice Dance Technical Committee. The partners should remain as close together as possible, but they must not touch. The distance between the partners should generally not be more than two (2) arm length apart, except for short distances when the partners are performing edges and turns in opposite directions.	Rule 703, § 4.a) ii)
One Foot-Turns Sequence	Specified Turns performed on one foot by each partner simultaneously, in Hold or separately. <u>Note: For season 2022/23, the One Foot Turns Sequence consists of Difficult Turns performed on one foot by each partner, not in hold/touch/contact and must be started with the first Difficult Turn at the same time. The additional Difficult Turns do not have to be performed at the same time. (Comm. 2484)</u>	Rule 704, § 12.ii)
Pattern Dance Type Step Sequence	Performed on the ice surface anywhere or as prescribed by the Ice Dance Technical Committee.	Rule 703, § 4.b) iii)
Styles of Step Sequences	Characteristics of Levels of Step Sequences, organized as <i>Styles</i> , are technical requirements with ongoing validity and are published in an ISU Communication Any variation or combination of Groups, or other Groups of Step Sequences as decided upon by the Ice Dance Technical Committee are described and published in an ISU Communication.	Rule 703, § 4.c)
Step Sequence	A series of prescribed or un-prescribed steps, turns and movements in a Rhythm Dance or a Free Dance. Step Sequences are divided into <i>Types</i> , <i>Groups</i> and <i>Styles</i> .	Rule 703, § 4
Step Sequence In Hold	Must be skated in any Dance Holds or variation thereof (unless otherwise specified by the Ice Dance Technical Committee). Any separation to change a hold must not exceed one measure of music; .	Rule 703, § 4 a) i)

Category **Ice Dance**

:

Subject: **Step Sequences (including PATTERN DANCE TYPE
STEP SEQUENCE and ONE FOOT TURNS SEQUENCE)**

DEFINITIONS		Source
Types of Step Sequences	There are the following Types of Step Sequences, which may be skated either in hold or not- touching. i) <i>Step Sequences in Hold</i> ii) <i>Not Touching Step Sequences</i>	Rule 703, § 4. a)

Questions (clarifications)	Answers	Comments
What criteria must a Turn in a Step Sequence(s) fulfill to be given credit by the Technical Panel as a Difficult Turn?	<p>To be given credit by the Technical Panel as a Difficult Turn or as a One Foot Turns Sequence, a Turn must be skated on distinct and recognizable edges and in accordance with the description in Rule 704.</p> <p>The following are the part of a Turn:</p> <ul style="list-style-type: none">for the One Foot Turns (Bracket, Rocker, Counter), there are the correct entry edge, turn itself (not jumped or scratched) and the correct exit edge;for the Two Foot Turns (<u>Forward Outside Mohawk</u>, <u>Choctaw</u>), there are the correct entry edge, the turn and correct exit edge.for the Twizzles, there is the required number of rotation skated on one foot moving across the ice; <p>Incorrect execution such as:</p> <ul style="list-style-type: none">flat (except Twizzles) and/or two foot before or after the turn (or both),jumping or scraping the turn, <p>makes the Turn count as simple.</p>	<p>The depth and quality of edges is not relevant to give credit to a Difficult Turn. It is assessed by the Judges in the GOE.</p> <p>Foot placement is not taken into consideration when evaluating the Two Foot Turns (Mohawk, Choctaw) in Step Sequences.</p> <p>Outside Mohawk started from backward entry edge is not a Difficult Turn (<u>Communication 2484</u>)</p>
What types of “holds” may be used for the level requirement for Step Sequences in Hold?	A “Hold” may be any creative variation of a Basic Hold and will receive credit for the level requirements if the position is established.	For Season 2022/23, there is no hold requirement for Level in Step Sequence Style B specified for Rhythm Dance or for the One Foot Turns Sequence specified for the Free Dance (Junior and Senior)

Category **Ice Dance**

:

Subject: **Step Sequences (including PATTERN DANCE TYPE
STEP SEQUENCE and ONE FOOT TURNS SEQUENCE)**

Questions (clarifications)	Answers	Comments
What happens if the chosen pattern of a Step Sequence is incomplete because it started late, finished early, or both?	The Technical Panel does not take any action.	Judges must reduce the GOE accordingly. The percentage requirement mentioned in the criteria for Levels only refers to the percentage of the pattern missed because of interruptions.
One criteria of a Level 4 Step Sequence(s) is that “all Steps/Turns are clean”. What does it mean exactly?	It means that ALL Steps/Turns are without mistakes such as jumped, scraped, etc.	
If a couple includes Hand in Hand Hold (not sustained) between Kilian and Tango Holds, does it count for one or two Changes of Hold?	The Technical Panel will consider this as one Change of Hold (from Kilian Hold to Tango Hold), for the following reasons: <ul style="list-style-type: none">▪ Hand in Hand Hold is not included in the list of Holds which are given credit for the “Dance Holds” requirement. Therefore any change from or to Hand in Hand Hold is not given credit for the “Change of Hold” requirement.▪ However, Hand in Hand Hold (not sustained) is considered as a transition from one Dance Hold to the other.	
What happens if a couple performs a Step Sequence not fulfilling the axis requirements of the definition (e.g. Midline Step Sequence not on the Long Axis, or Circular Step Sequence not on the Short Axis)?	The Technical Panel will call the Step Sequence according to its pattern and will not consider its placement.	Judges must reduce the GOE for “placement incorrect”.
If a couple performs a retrogression in a Step Sequence, are Difficult Turns, Changes of Holds and Dance Holds in the retrogression taken into consideration for Level?	They are taken into consideration only in the retrogression(s) permitted for the season.	<u>For season 2022/23, one retrogression up to two measures of music is permitted in the Step Sequence (Style B) in Free Dance.</u>
During the One Foot Turns Sequence, do the Turns have to be the same or simultaneous for each partner?	Only the first Difficult Turn has to be performed by both partners at the same time. If the first Difficult Turn is not performed at the same time by both partners its Level shall be reduced by one Level per partner.	

Category **Ice Dance**

:

Subject: **Step Sequences (including PATTERN DANCE TYPE
STEP SEQUENCE and ONE FOOT TURNS SEQUENCE)**

Questions (clarifications)	Answers	Comments
For a Change of Hold to be considered for Level in a Step Sequence, does the change have to be immediate, without any intermediate position(s) or Separation?	NO. To be considered for Level a Change of Hold must be distinct (e.g. from Waltz to Foxtrot or from Waltz to Kilian or from Foxtrot to Tango, but not from Waltz to Tango or from Waltz to Hand-in-Hand facing each other).	There is no mention that the positions have to be immediately established. The Holds just have to be distinct and clearly recognizable, and established Hand-in-Hand Holds will NOT be accepted.
Does the Technical Panel consider for Level any turns when the entry edge is not precisely on the stated pattern in a Step Sequence? E.g. In a MiSt, the beginning of the entry edge of the first turn starts around the corner, yet the turn is executed on the pattern, which is on the Long axis.	Yes, the Technical Panel considers the first turn, which is executed within the stated pattern.	If the entry edge starts around the corner, at the beginning of the Phrase, and the Step Sequence finishes around the Long axis, the Judges may consider the pattern as incorrect and lower the GOE by one grade.
Is a Double Twizzle required for Level 3 or 4 of any Style of Step Sequence?	For a Level 3 or 4 Step Sequence, a single twizzle is NOT considered as one of the difficult turns the Technical Panel considers for the level.	
What is the procedure when there is an incorrect element performed as "not according to the requirements" (such as a Circular Step Sequence instead of MiSt/DiSt for the 2022/23 RD)?	The Technical Panel will call what they see as CiSt, add a * Additional Element No Level, and -1.0 deduction.	The computer will add an * to the element and apply an automatic deduction, as in this example where in a RD the couple performs a CiSt and not, as required, a DiSt or MiSt. The Technical Controller will verify the deduction.
For the PSt in the Senior Rhythm Dance season 2022/23, if a difficult turn (e.g. <u>Choctaw</u>) considered for level begins on the short axis (middle of the rink) at the end of the PSt and is completed after passing the short axis, is that difficult turn considered for the level?	Yes. If the difficult turn is started before or on the short axis (middle of the rink), it is still considered for level.	
<u>For how long may a couple not be in contact/hold while performing a Twizzle within a PSt?</u>	<u>Only during the Twizzling movement the couple may choose not to be in contact/hold.</u>	<u>If the separation exceeds the Twizzling movement the Technical Panel will reduce the Level per separation.</u>

Category **Ice Dance**

:

Subject: **Step Sequences (including PATTERN DANCE TYPE
STEP SEQUENCE and ONE FOOT TURNS SEQUENCE)**

Questions (clarifications)	Answers	Comments
<u>Does a skidding movement count as the required 'stop' to indicate the start of the PSt</u>	<u>Yes, a skidding movement may be used to indicate the start of the PSt</u>	
<u>Does a spinning movement count as the required 'stop' to indicate the start of the PSt</u>	<u>Yes, a spinning movement may be used to indicate the start of the PSt</u>	

Category **Ice Dance**

:

Subject: **Choreographic Elements**

DEFINITIONS		Source
Choreographic Element	Listed or unlisted movement or series if movement(s) specified by the Ice Dance Technical Committee.	Rule 704, § 19.

Questions (clarifications)	Answers	Comments
For the Choreographic Character Step Sequence/ <u>Choreographic Rhythm Sequence</u> , what is meant by “around the Short Axis”?	The pattern of the Choreographic Character Step Sequence/ <u>Choreographic Rhythm Sequence</u> may vary from the Short Axis up to 10 meters on either side of the Short Axis.	It does not matter if the Choreographic Step Sequence/ <u>Choreographic Rhythm Sequence</u> begins at the barrier closest to the Judges and progresses to the opposite barrier. Or, starts from the opposite barrier and progresses to the barrier closest to the Judges.
For the Choreographic Character Step Sequence/ <u>Choreographic Rhythm Sequence</u> , what is the hold requirement?	The Choreographic Character Step Sequence may be in hold, no hold or a combination of both <u>The Choreographic Rhythm Sequence must be in Hold including Hand in Hand with Fully extended arms with the exception of permitted Separation(s)</u>	
Are the following allowed during the Choreographic Character Step Sequence/ <u>Choreographic Rhythm Sequence</u> : - Stops - Pattern retrogressions	<u>Choreographic Character Step Sequence:</u> As long as it can be identified (along the Short Axis from barrier to barrier), any stops, pattern retrogressions, loops, etc are allowed. <u>Choreographic Rhythm Sequence:</u> <u>Stops for up to 5 seconds (this will not count as one of the permitted stops and there is no limitation on number of stops as long as each one is no more than 5 seconds). Pattern retrogression is permitted.</u>	
May a Choreographic Element be performed right after another Choreographic Element?	Yes. Choreographic Elements may be back to back with another Choreographic Element.	However, a Required Element for the Level and a Choreographic Element must be performed as distinctive and separate elements

Category **Ice Dance**

:

Subject: **Choreographic Elements**

Questions (clarifications)	Answers	Comments
Must the Choreographic Sliding Movement be simultaneous throughout the element?	The start and the ending of the element does not have to be performed simultaneously.	The sliding movement position for both partners may be different, but at some point during the element must be performed at the same time for at least 2 seconds.
How does the Technical Panel call a Choreographic Element <u>(except Choreographic Assisted Jump Movement)</u> ?	<u>If the Choreographic Element fulfills the requirement, it is identified by its type and "Confirmed" when it is completed. If the Choreographic Element does not fulfill the requirements it is ignored.</u>	When the element is "confirmed", the Data Operator inputs "1".
How does the Technical Panel call Choreographic Assisted Jump Movement)?	<u>Choreographic Assisted Jump Movement shall be identified if at least three assisted jump movements are performed continuously in a row and confirmed if all other requirements for the element are met.</u>	<u>If the element does not fulfill the requirements for any reason, for example one or more of the Assisted Jump(s) is too long or there are more steps in between the Assisted Jumps than permitted, the element will be identified and fill a box but the element will be given no value.</u>
<u>During a Choreographic Twizzling Movement either partner performs more than three steps in between the first and second part of the element. What is the call?</u>	<u>The Choreographic Twizzling Movement will be ignored.</u>	<u>A Choreographic Set of Twizzling Movements shall be identified and confirmed if in the first part both partners perform at least 2 continuous travelling rotations simultaneously and in the second part, at least one of the partners performs at least 2 continuous rotations with up to 3 steps between the first and second twizzling movement. It is performed after the required Set of Twizzles.</u>
For Choreographic Twizzling Movement, during the first part of this element both partners must complete 2 continuous travelling rotations simultaneously. Do these rotations have to be started and finished at the same time?	No. The two complete continuous rotations have to be done simultaneously during any time of the first part of this element.	As an example, the Woman starts to twizzle while the Man is in a lunge. While the Woman continues to twizzle for two more rotations, the Man also performs two rotations. The Woman continues to rotate while the Man goes back in to a lunge.
In a Choreographic Lift, what happens if a loss of control with additional support (e.g. touchdown) by the lifted partner occurs?	<u>If the element fulfills the requirement it is identified and confirmed as Choreographic Lift without taking further action.</u>	<u>If the element does not fulfil the requirements it is ignored.</u>

Category **Ice Dance**

:

Subject: **Choreographic Elements**

Questions (clarifications)	Answers	Comments
If a couple performs a Choreographic Lift immediately followed by a Choreographic Spinning Movement, is this allowed?	Yes. However, a Choreographic Element will not be identified immediately after a required element which receives a level (i.e, Spins, Lifts).	
During the Choreographic Sliding movement, can the couple move through a stop (to change direction) and continue with the sliding movement?	Yes.	If a couple finishes the Choreographic Sliding Movement with a full stop: this is permitted providing it is not identified as Illegal or as a Fall.
Are the following positions accepted by the Technical Panel when performed during a Choreographic Sliding Movement? - Split on the ice - Lunge (dragging on the boot/ankle)	Yes. Both are acceptable positions. Providing both partners are sliding at some point during the element at the same time for at least 2 seconds.	For the basic definition of this element, any part of the "body" includes the foot, which is both the boot and/or ankle. Performing basic lunge movement by both partners at the same time will NOT be considered as a Choreographic Sliding Movement and has to be ignored.
Can "walk around threes" be considered as a Choreographic Spinning Movement?	No. Anything which can be identified and described as "walk around threes", even if more than two rotations are performed, will not be considered as a Choreographic Spinning Movement.	
In order to be considered by the Technical Panel as a Choreographic Sliding Movement, does the majority of the body weight need to be sliding on the ice for one or both skaters?	No.	The basic definition of this element states that any part of the "body" includes the hand, leg, knee and foot - which is both the boot and/or ankle. The majority of the skater's body weight does NOT have to be sliding on the ice to be identified as a Choreographic Sliding Movement.

Category **Ice Dance**

:

Subject: **Choreographic Elements**

Questions (clarifications)	Answers	Comments
How to evaluate if there is a basic lunge movement by both partners at the same time in a Choreographic Sliding Movement (ChSl)?	<p>If the sliding movement consists only of basic lunges for both partners, it is ignored by the Technical Panel and not considered as a Choreographic Sliding Movement, no matter if it is done for 2 seconds or more.</p> <p>However, if the basic lunge for any partner is combined with another position while sliding, the Technical Panel considers the duration of the whole sliding movement as a ChSl. If the duration of the whole sliding is less than 2 seconds the ChSl is evaluated as "No Value".</p>	
If a couple perform a Choreographic Sliding movement by sliding on two knees but they do not maintain the position for the required duration (ie 2 seconds), should the Technical Panel apply a deduction(s) for a Fall	If the couple do not fulfill the requirement of sliding at the same time for the required duration of 2 seconds, the Choreographic Sliding movement will not be identified therefore the Technical panel should apply a deduction for a fall for each partner	
Before moving across the ice during the Choreographic Character Step Sequence, the couple use/touch the barrier to make choreographic movements. Is this permitted	For season 2022-23, touching the barrier to show choreographic movements, for a maximum of 5 seconds either at the beginning or at the end of the step sequence is allowed	
<u>A couple perform a throw jump of one and half rotations in their third jump of their Choreographic Assisted Jump Movement. Is this allowed?</u>	<u>No. A throw jump of more than one rotation and up to one and half rotations is only allowed as an entry and/or exit feature for required elements (not choreographic elements).</u>	<u>There are no entry and exit features considered for level for choreographic elements. A throw jump performed not as an entry and exit feature is considered illegal if more than one rotation.</u>
<u>If a couple performs a lift within a Choreographic Step Sequence or Choreographic Rhythm Sequence, what is the action of the Technical Panel?</u>	<u>The lift would be treated as an extra element and will receive the abbreviation +ExEI. It indicates that the element receives No Value, the deduction -1 is applied and it will occupy a separate box, and NOT count as a Required Element (i.e. ChRS+ExEI, ChSt+ExEI)</u>	

Category **Ice Dance**

:

Subject: **Illegal Elements/Movements and Falls**

Definitions		Source
Fall	A Fall is defined as loss of control by a skater with the result that the majority of his/her own body weight is on the ice supported by any other part of the body other than the blades e.g. hand(s), knee(s), back, buttock(s) or any part of the arm.	Rule 503, § 1
Illegal Elements/Movements/Poses	<p>The following movements and/or poses are illegal in Rhythm Dance, Free Dance and in the Pattern Dances including the introductory and concluding steps (unless otherwise stated in an ISU Communication):</p> <ul style="list-style-type: none">a) sitting on the partner's head;b) standing on the partner's shoulder;c) lifted partner in upside down split pose (with sustained angle between thighs more than 45 degrees);d) lifting partner swinging the lifted partner around by holding the skate(s)/boot(s) or leg(s) only with fully extended arm(s);<u>e) lifting partner swinging the lifted partner around without the assistance of hand(s)/arm(s) and the lifted partner holding only with feet around the lifting partner's neck;</u>f) point of contact of the lifting hand(s)/arm(s) of the lifting partner with any part of the body of the lifted partner is sustained with the fully extended arm(s) higher than the lifting partner's head (the supporting arm may be sustained and fully extended above the head);g) Jumps of more than one (1) revolution except Jump Entry and/or Jump Exit;h) Lying on the ice; <p>A brief movement through poses a) to f) will be permitted if it is not established and sustained or if it is used only to change pose.</p>	Rule 704, § 21

Category **Ice Dance**

:

Subject: **Illegal Elements/Movements and Falls**

Questions (clarifications)	Answers	Comments
What happens if one partner performs a jump of more than one revolution such as: <ul style="list-style-type: none">▪ throw jump,▪ exit from a Lift taking off from the lifting partner,▪ entry to a Lift taking off towards the lifting partner,▪ exit from a Dance Spin?	<u>In all these cases, the Technical Panel will consider if the jump is allowed</u>	<u>Jumps of more than one (1) revolutionary are illegal except Jump Entry and/or Jump Exit.</u>
What happens if a Choreographic Dance Lift includes an Illegal Lift Movement/Pose.	The Technical Panel will call the element, provided it fulfills the definition of a Dance Lift, as “Choreo Lift” No Value – Illegal Element” and will apply the appropriate deduction for Illegal Element/Movement.	
In a Combination Lift, what happens if there is an Illegal Lift Movement/Pose?	<p>If only one of the Short Lifts forming the Combination Lift includes an Illegal Movement/Pose, the deduction for Illegal Element/Movement will apply once and the part of the Combination Lift including the Illegal Movement/Pose will receive Basic Level if the requirements for Basic Level are fulfilled. Otherwise the element will be called No Level. (example of call: “<u>CuLiB</u> Illegal Element+ RoLi4 Combo”).</p> <p>If both Short Lifts forming the Combination Lift include an Illegal Movement/Pose (same or different), the deduction for Illegal Element/Movement will apply twice and both parts of the Combination Lift will receive Basic Level if the requirements for at least Basic Level are fulfilled. Otherwise the element will be called No Level. (example of call: “<u>CuLiB</u> Illegal Element+<u>RoLiB</u> Illegal Element Combo”).</p>	The two parts of the Combination Lift are considered by the Technical Panel as two separate units

Category **Ice Dance**

:

Subject: **Illegal Elements/Movements and Falls**

Questions (clarifications)	Answers	Comments
In a Combination Lift, a couple performs an Illegal Element/Movement/Pose as an Entry Feature (such as a jump of more than one and a half revolution): the first part of the Lift is given Basic Level if the requirements for at least Basic Level are fulfilled, otherwise the element will be called No Level. Deduction for Illegal Element/Movement/Pose is applied. The second part of the lift fulfills the requirements for Level 3. Can the Entry Feature be taken into consideration to upgrade the second part of the Lift to Level 4?	No. An Entry Feature identified as an Illegal Element/Movement cannot be taken into consideration for Level.	The second part of the Lift is called as Level 3.
In a Combination Lift, a couple performs an Illegal Element/Movement/Pose as an Exit Feature (such as a jump of more than one and a half revolution): the second part of the Lift is given Basic Level if the requirements for at least Basic Level are fulfilled, otherwise the element will be called No Level. Deduction for Illegal Element/Movement is applied. The first part of the lift fulfills the requirements for Level 3. Can the Exit Feature be taken into consideration to upgrade the first part of the Lift to Level 4?	No. An Exit Feature identified as an Illegal Element/Movement cannot be taken into consideration for Level.	The first part of the Lift is called as Level 3.

Category **Ice Dance**

:


Subject: **Illegal Elements/Movements and Falls**

Questions (clarifications)	Answers	Comments
What is the difference between an element or movement which is Not Permitted Element and an Illegal Element/Movement?	<p>Illegal Elements/Movements/Poses are listed in Rules 704 paragraph 21. They are called by the Technical Panel who takes action by applying a deduction and, if performed in a Required Element (except the Choreographic Elements), adjusting the Level to Basic Level if the requirements are fulfilled, otherwise the element will be called No Level. If there is an illegal element(s)/movement(s)/Pose during the execution of any Choreographic Element, the deduction for an illegal element(s)/movements) will apply and the element will receive No Value.</p> <p>Other elements or movements which are Not Permitted Elements are not called by the Technical Panel (e.g. loop in a Style B Step Sequence). They are identified by the Judges who take action in their GOE.</p>	
Is it illegal for the supporting hand/arm of the lifting partner in contact with any part of the lifted partner's body to be fully extended higher than the lifting partner's head throughout the whole duration of the lift?	No, the lifting partner's supporting hand/arm can be fully extended higher than the lifting partner's head.	However if the point of contact of the lifting hand(s)/arm(s) of the lifting partner with any part of the body of the lifted partner is sustained with fully extended arm(s) higher than the lifting partner's head, it is considered as an Illegal Movement.
In One Hand/Arm Lift, the lifting partner swings the lifted partner around by holding her only by her leg. Is this movement always considered as an Illegal Movement?	It is considered illegal if the lifting partner's arm is sustained fully extended and he is swinging her around. If his arm is bent, or if he only moves through the full extension, then the movement is legal.	

Category **Ice Dance**

:

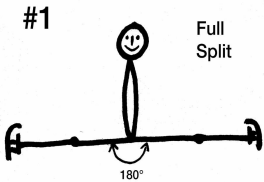
Subject: **Illegal Elements/Movements and Falls**

Questions (clarifications)	Answers	Comments
<p>What is not allowed per the following Illegal Element definition?</p> <ul style="list-style-type: none">- lifting partner swinging the lifted partner around without the assistance of hand(s) /arm(s) and the lifted partner holding only with feet around the lifting partner's neck;	<p>Swinging or holding by the feet is considered illegal during a lift.</p>	

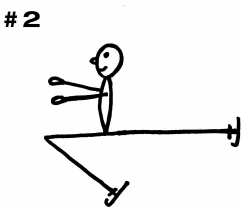
Category **Ice Dance**

Subject: **Drawings and Pattern Dances**


Drawings




FULL SPLIT



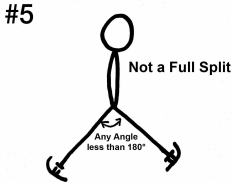
NOT A FULL SPLIT



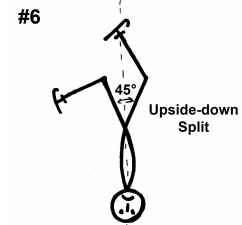
FULL SPLIT



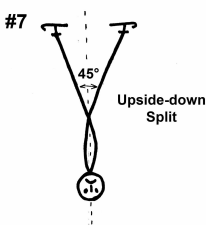
NOT A FULL SPLIT



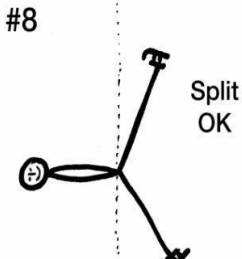
NOT A FULL SPLIT.



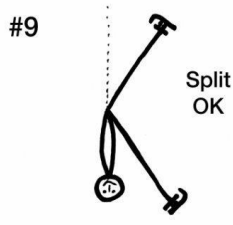
#6 UPSIDE DOWN SPLIT- OK



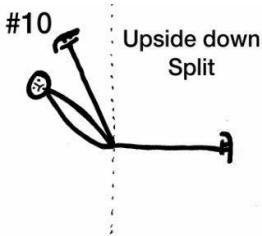
#7 UPSIDE DOWN SPLIT- OK



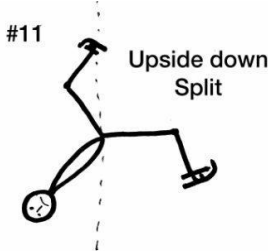
8 NOT AN UPSIDE DOWN SPLIT




9 NOT AN UPSIDE DOWN SPLIT




M# 10 UPSIDE DOWN SPLIT



11 UPSIDE DOWN SPLIT.



12 NOT A FULL SPLIT IN SPIN.
The boot/skate of the free leg is **not** higher than the head.



#13 FULL SPLIT IN SPIN - OK
The boot/skate of the free leg is higher than the head.

Category **Ice Dance**

:

Subject: **Drawings and Pattern Dances**


#14



#14 FULL BIELLMANN OK

The boot of the free leg is above and behind the level of the head.

#15



#15 NOT A FULL BIELLMANN

The boot of the free leg is **not** above the level of the head.

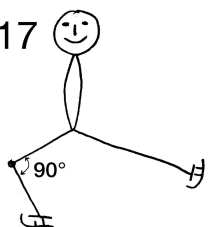
#16



#16 FULL BIELLMAN – OK.

The boot of the free leg is above and behind the level of the head.

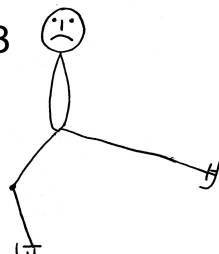
#17



**# 17 A FULL SIT POSITION.
(LEG TO the SIDE)**

The angle between thigh and shin of skating leg is 90 degrees or less- OK


#18



**# 18 NOT A FULL SIT POSITION
(LEG TO the SIDE)**

The angle between thigh and shin of skating leg is more than 90 degrees- NOT


#19



**# 19 NOT A FULL SIT POSITION
(LEG FORWARD)**

The thigh of skating leg is not parallel to the ice-NOT

#20



**# 20 A FULL SIT POSITION
(LEG FORWARD)**

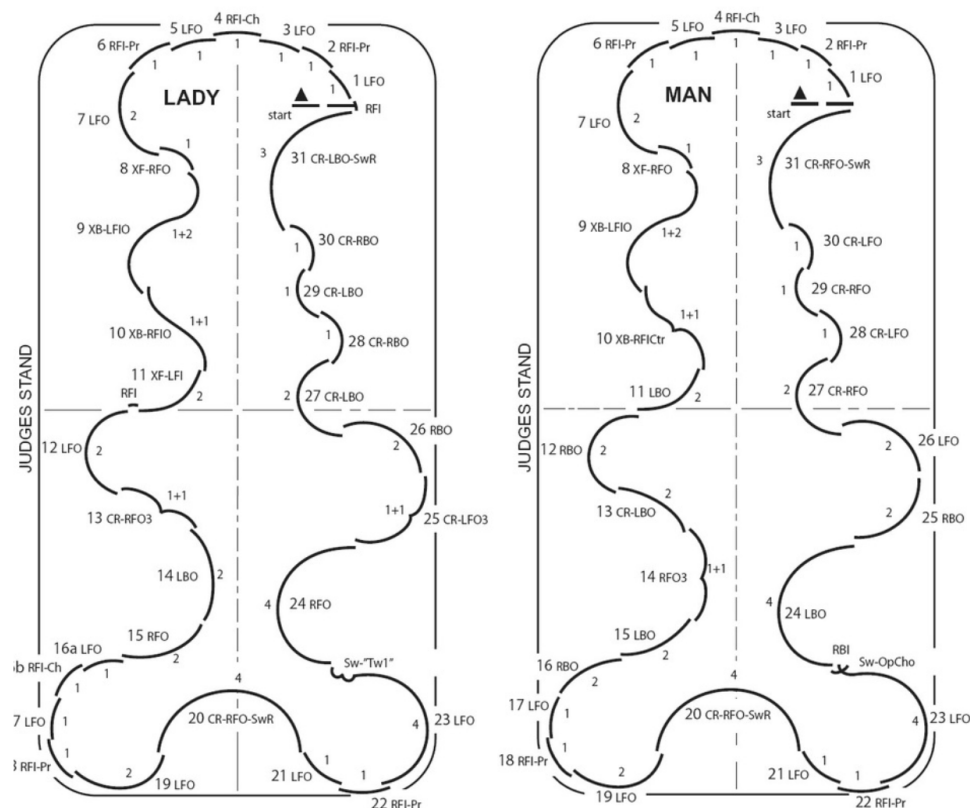
The thigh of skating leg at least parallel to the ice- OK

Category **Ice Dance**

:
Subject: **Drawings and Pattern Dances**

Hold	Step No.	Man's Step	No. of Beats of Music			Woman's Step
Open	1	LFO	1			LFO
	2	RFI-Pr	1			RFI-Pr
	3	LFO	1			LFO
	4	RFI-Ch	1			RFI-Ch
	5	LFO	1			LFO
	6	RFI-Pr	1			RFI-Pr
	7	LFO	1			LFO
	8	XF-RFO	1			XF-RFO
	9	XB-LFIO	1+2			XB-LFIO
	10	XB-RFI Ctr	1+1	1+1		XB-RFIO
Closed	11	LBO	2	2	2	XF-LFI RFI (between counts 4&1)
	12	RBO	2	2		LFO
	13	CR-LBO	2	1+1		CR-RFO3
	14	RFO3	1+1			LBO
	15	LBO	2			RFO
	16a	RBO	2	1		LFO
	16b			1		RFI-Ch
Kilian	17	LFO	1			LFO
	18	RFI-Pr	1			RFI-Pr
	19	LFO	2			LFO
	20	CR-RFO-SwR	4			CR-RFO-SwR
	21	LFO	1			LFO
	22	RFI-Pr	1			RFI-Pr
	23	LFO Sw-Op Cho RBI (between 4&1)	4	4	4	LFO Sw- "Tw1" (between counts 4&1)
	24	LBO	4			RFO
	25	RBO	2	1+1		CR-LFO3
	26	LFO	2			RBO
Outside	27	CR-RFO	2			CR-LBO
	28	CR-LFO	1			CR-RBO
	29	CR-RFO	1			CR-LBO
	30	CR-LFO	1			CR-RBO
	31	CR-RFO-SwR	3	3	3	CR-LBO-SwR RFI (between counts 4 & 1)

ARGENTINE TANGO: PATTERN, KEY POINTS AND KEY POINTS FEATURES **JUNIOR PDE 2022/23**



Category **Ice Dance**

:

Subject: **Drawings and Pattern Dances**

Description, chart and diagrams of Argentine Tango

22. ARGENTINE TANGO

Music - Tango 4/4
Tempo - 24 measures of 4 beats per minute
- 96 beats per minute
Pattern - Set
Duration - The time required to skate 2 sequences is 1:10 min.

The Argentine Tango should be skated with strong edges and considerable “élan”. Good flow and fast travel over the ice are essential and must be achieved without obvious effort or pushing.

The dance begins with partners in open hold for *steps 1 to 10*. The initial progressive, chassé and progressive sequences of *steps 1 to 6* bring the partners on *step 7* to a bold LFO edge facing down the ice surface. On *step 8* both partners skate a right forward outside cross in front on count 1 held for one beat. On *step 9*, the couple crosses behind on count 2, with a change of edge on count 3 as their free legs are drawn past the skating legs and held for count 4 to be in position to start the next step, crossed behind for count 1. On *step 10* the man turns a counter while the lady executes another cross behind then change of edge. This results in the partners being in closed hold as the lady directs her edge behind the man as he turns his counter.

Step 11 is strongly curved towards the side of the ice surface. At the end of this step the lady momentarily steps onto the RFI on the “and” between counts 4 and 1 before skating *step 12* that is first directed toward the side barrier. The lobe formed by *steps 13 to 15* starts with a cross roll towards the midline. The lady then turns a cross roll three (*step 13*) toward the man, then he skates a three turn for *step 14*. These steps are strong edges followed by *step 15* that is an outside edge that directs the lobe towards the side of the ice surface.

The man skates a 2 beat edge (*step 16*) while the lady skates a chassé (*steps 16a and b*), then he steps forward to place the couple in Kilian hold. *Steps 17 to 19* form a progressive sequence that is followed by a swing cross roll (*step 20*) across the end of the ice surface. Another progressive sequence leads to *step 23*. This step is a left forward outside edge for both ending in a forward clockwise “twizzle-like motion” for the lady (“Tw1” - her body turns one full continuous rotation, the skating foot does not technically execute a full turn, followed by a step forward) and a swing open choctaw for the man turned between count 4 and count 1 of the next measure. During the twizzle the lady has her weight on the left foot but carries the right foot close beside it. While executing *steps 21 to 23* the lady must skate hip to hip with the man, her tracing following his. After this move is completed the couple moves into closed hold.

On the next lobe the lady skates a cross roll onto *step 25* but the man does not. After the lady turns her three turn aiming at the man (*her step 25*), he steps forward (his *step 26*) into outside hold with the lady on his right. *Steps 27 to 31* are a series of five cross rolls directed down the ice surface. The first cross roll is held for 2 beats, while the next three cross rolls are one beat each. The partners should skate the cross rolls lightly on well-curved edges. The final step is a cross roll outside swing roll held for 3 beats and at its conclusion the lady steps briefly onto a RFI between counts 4 and 1 which enables her to restart the dance.

Inventors - Reginald J. Wilkie and Daphne B. Wallis
First Performance - London, Westminster Ice Rink, 1934

Category **Ice Dance**

:

Subject: **Drawings and Pattern Dances**

Description, chart and diagrams of Argentine Tango

Pattern Dance Element (1AT) Steps # 1-18	Key Point 1 Woman Steps 7-10 (LFO, XF- RFO, XB-LFIO, XB-RFIO)	Key Point 2 Man Steps 7-10 (LFO, XF- RFO, XB-LFIO, XB-RFI-Ctr)	Key Point 3 Woman Steps 13-15 (CR- RFO3*, LBO, RFO)	Key Point 4 Man Steps 13-15 (CR-LBO*, RFO3, LBO)
Key Point Features	1. Correct Edges 2. Correct Change of edges	1. Correct Edges 2. Correct Change of edge 3. Correct Turn (#10)	1. Correct Edges 2. Correct Turn 3. <u>Correct Cross Roll movement</u>	1. Correct Edges 2. Correct Turn 3. <u>Correct Cross Roll movement</u>
Pattern Dance Element (2AT) Steps # 19-31	Key Point 1 Woman Steps 23-24 (LFO Sw- Tw1 (between counts 4&1), RFO)	Key Point 2 Man Steps 23-24 (LFO Sw- OpCho, RBI (between counts 4&1), LBO	Key Point 3 Woman Steps 31 CR-LBO- SwR/RFI* (between 4&1)	Key Point 4 Man Steps 31 CR-RFO-SwR*
Key Point Features	1. Correct Edges 2. Correct Turn	1. Correct Edges 2. Correct Turn	1. Correct Edges 2. Correct Cross Roll movement	1. Correct Edges 2. Correct Cross Roll movement

* Cross Roll (Forward/Backward) - Requirement/description: Rolling action of the free leg passing continuously the skating foot to the next outside curve. At the same time, the body weight transfers from one outside curve to the new outside curve to create a rolling movement.

**For Cross Rolls, the free foot passes the skating blade/foot and is placed on the ice in front/back of the skating blade/foot. There is no requirement for the new skating blade to be on an outside edge when it is placed on the ice.

Note: A change of edge within the last ½ a beat of the step is permitted to prepare the push/transition to the next step. (Examples in Key Points: 1AT - Key Point 3 & 4, 2AT - Key Point 4)

Note: Step #23 is a left outside edge ending in a forward clockwise "twizzle-like motion" Tw1. Woman's body turns one full continuous rotation, it is not mandatory for the skating foot to execute a full turn, followed by a step forward, RFO

GENERAL NOTE: The first step of the dance begins on beat one of a musical phrase. This is applicable for the ARGENTINE TANGO.

Music Tempo: Tango 4/4 with 24 measures of 4 beats per minute – 96 beats per minute

Category	Dance		Secs per section	No of steps per section	No of	No of steps in %				
					steps	10	25	50	75	90
Junior	Argentine Tango	94 - 98 bpm	17.1-17.9	1AT: Steps 1-18	18	2	4	9	13	16
			17.1-17.9	2AT: Steps 19-31	<u>13</u>	1	3	6	<u>10</u>	<u>12</u>

Category **Ice Dance**

:

Subject: **Who is responsible – Deduction Chart & SYMBOLS & Pattern Dance (Element) Information**

Who is Responsible – Deduction Chart - JUNIOR/SENIOR		Source
Changes for 2022/23 season (underlined)	<p>Illegal Elements / Movements / Poses – as per Rule 704 para 21 <u>The following movements and/or poses are illegal in Rhythm Dance, Free Dance and in the Pattern Dances including the introductory and concluding steps (unless otherwise stated in an ISU Communication):</u></p> <p><u>e) lifting partner swinging the lifted partner around without the assistance of hand(s)/arm(s) and the lifted partner holding only with feet around the lifting partner's neck;</u> <u>g) Jumps (or throw jumps) of more than one (1) revolution except Jump Entry and/or Jump Exit.;</u></p> <p><u>A brief movement through poses a) to f) will be permitted if it is not established and sustained or if it is used only to change pose</u></p>	Communication 2484 (page 23)

Who is Responsible – Deduction Chart - NOVICE		Source
Changes for 2022/23 season (underlined)	<p>Illegal Elements / Movements / Poses – as per Rule 704 para 21 <u>The following movements and/or poses are illegal in Rhythm Dance, Free Dance and in the Pattern Dances including the introductory and concluding steps (unless otherwise stated in an ISU Communication):</u></p> <p><u>g) Jumps of more than one (1) revolution.(Jump Entry/Exit is not allowed for Novice)</u></p>	Communication 2463 (page 12-13)